

# Dudley Job Vacancy Insight Report

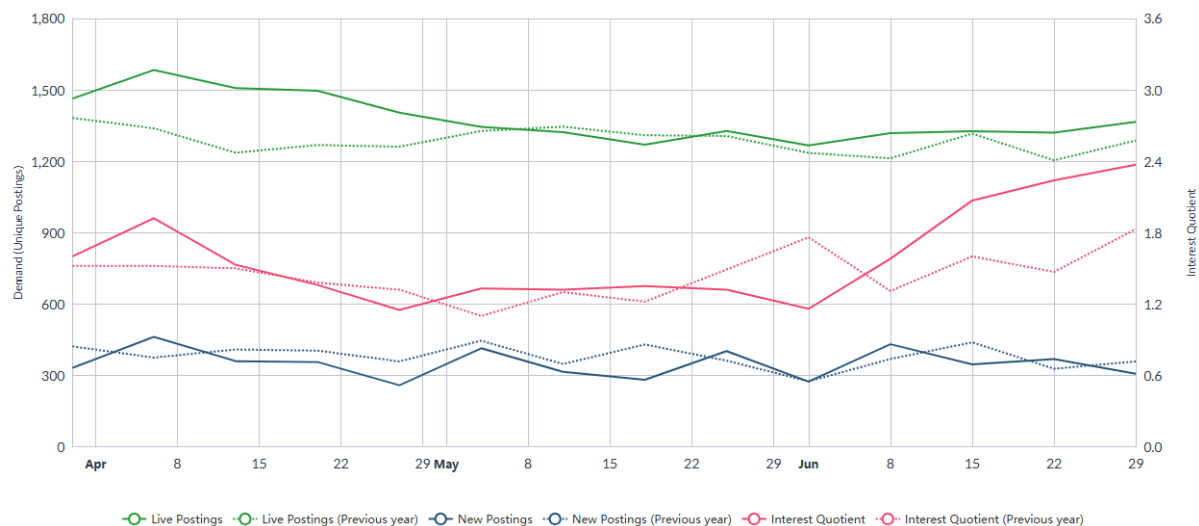
April 2025 to June 2025

## Current Job Posting Trends<sup>1</sup>

### Dudley Overview

- Between April to June 2025 (inclusive), there were 6,157 unique job postings for roles recorded in Dudley. This number of postings is high compared to all local authority districts. Over the past year, this has decreased by 5.3%, compared to a decrease of 2.3% across the UK.
- During this period, there were 4,589 new job postings. This number of postings is average compared to all local authority districts. Over the past year, this has decreased by 7.0% compared to a decrease of 2.5% nationally.

### Demand and Interest Trend:



- Comparing the final week of the quarter with the same week at the start of the quarter, live postings have decreased by 6.6%, whilst new job postings have decreased by 7.5%. This downward trend over the quarter would suggest that demand by employers is decreasing.
- More recent trends show an increase in demand as live postings increased by 7.9% in the last 30 days of job posting activity, new postings also increased by 12.0% showing a recovery in labour market demand following a drop at the start of the quarter.
- By comparing interest quotient and demand, we can identify where there are mismatches in talent/supply and demand. Interest Quotient is ranked high at 1.6.

<sup>1</sup> Source: All data derived from the Adzuna Analyst Tool (July 2025)

## Dudley Advertised Salary

- The advertised median salary for roles over this period in Dudley was £34,465 – up by 14.3% from the previous year, but 5.1% less than the overall national median salary of £36,315.

### Salary Trend:



## Top Occupations

- The top posted occupations below account for 13.4% of all job postings in this quarter.
- Maintenance Engineers are the most in demand occupations, reporting the highest number of postings in Dudley.
- Positions for Social Care Workers and Healthcare Support Worker were the most in demand vacancies from the employee perspective, receiving the highest interest in terms of clicks and applicants.
- Maintenance Engineer has the highest location quotient while Science teacher (Secondary School) has the highest salary.

### In-Demand Occupations:

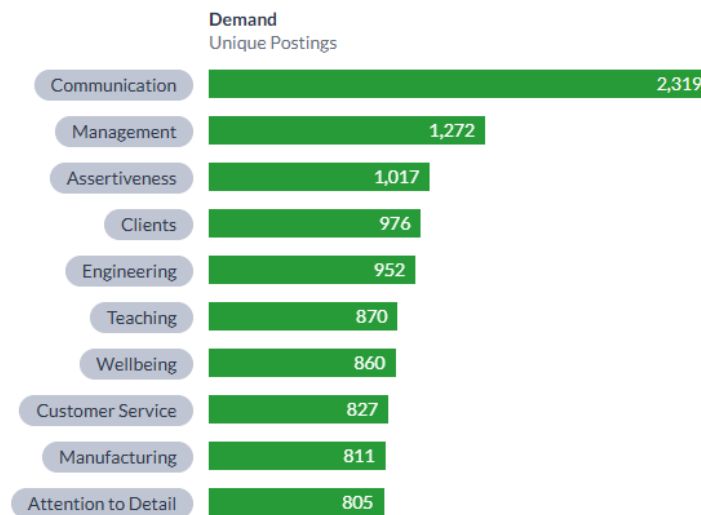
Occupation	Median Salary	Unique Postings	Location Quotient	Interest Quotient
Maintenance Engineer	£40,000	104	3.46	6.97
Social Care Worker	£26,905	102	1.23	32.12
General Nurse	£44,892	99	2.56	30.33
Teacher	£44,850	95	1.96	0.16
Primary School Teacher	£43,026	84	0.98	2.11
Science Teacher Secondary School	£52,000	74	2.51	0.16
Healthcare Support Worker	£25,437	72	0.95	32.12
English Teacher Secondary School	£44,200	71	2.64	0.65
Teaching Assistant	£24,700	62	1.08	4.38
Manager	£45,125	59	0.62	5.84

## Most In-Demand Skills

- Reflecting the most advertised occupations, the biggest skills gaps are around 'communication', 'management' and 'assertiveness'.

### In-Demand Skills:

Skills most requested in postings in Dudley, 01/04/2025 - 30/06/2025



## Who's Hiring

- By volume Dudley Council have logged the most job postings, followed by Barchester Healthcare and Dudley College.

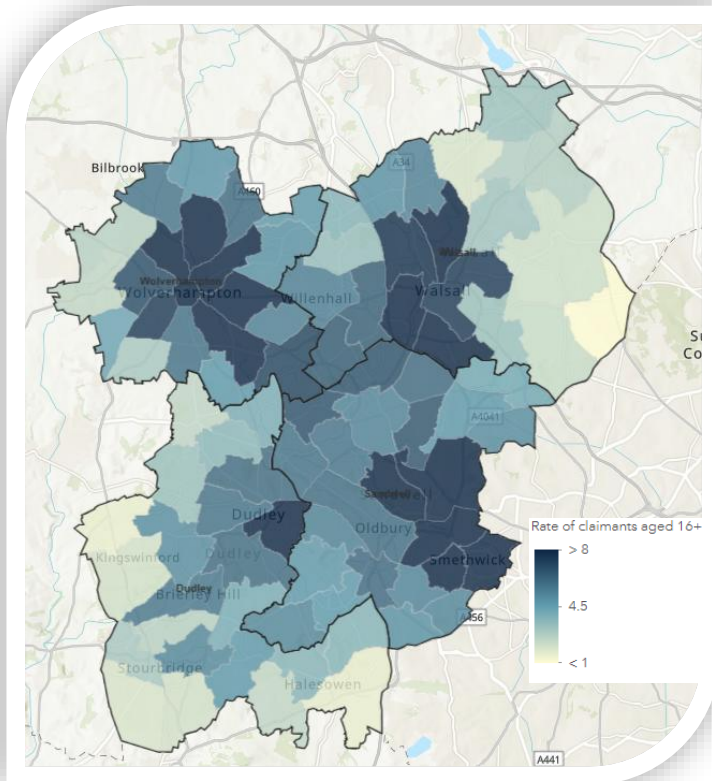
### Employers Hiring:



## Dudley Total Claimants<sup>2</sup>

- Dudley had 9,670 claimants aged 16 years and over in June 2025, an increase of 105 claimants (+1.1%) compared to the previous month. Compared to June 2024, claimants in Dudley increased by 440 (+4.8%).

Dudley Wards	Number	Rate
Amblecote	250	2.3%
Belle Vale	410	3.6%
Brierley Hill	665	5.6%
Brockmoor and Pensnett	525	5.0%
Castle and Priory	670	5.8%
Coseley East	420	4.1%
Cradley and Wollescote	475	4.4%
Gornal	365	3.3%
Halesowen North	370	3.6%
Halesowen South	160	1.5%
Hayley Green and Cradley South	220	2.3%
Kingswinford North and Wall Heath	140	1.4%
Kingswinford South	185	1.8%
Lye and Stourbridge North	500	4.9%
Netherton, Woodside and St Andrews	690	5.6%
Norton	175	1.7%
Pedmore and Stourbridge East	220	2.1%
Quarry Bank and Dudley Wood	415	3.8%
St James's	745	5.9%
St Thomas's	945	8.0%
Sedgley	240	2.4%
Upper Gornal and Woodsetton	375	3.3%
Wollaston and Stourbridge Town	300	2.8%
Wordsley	220	2.1%

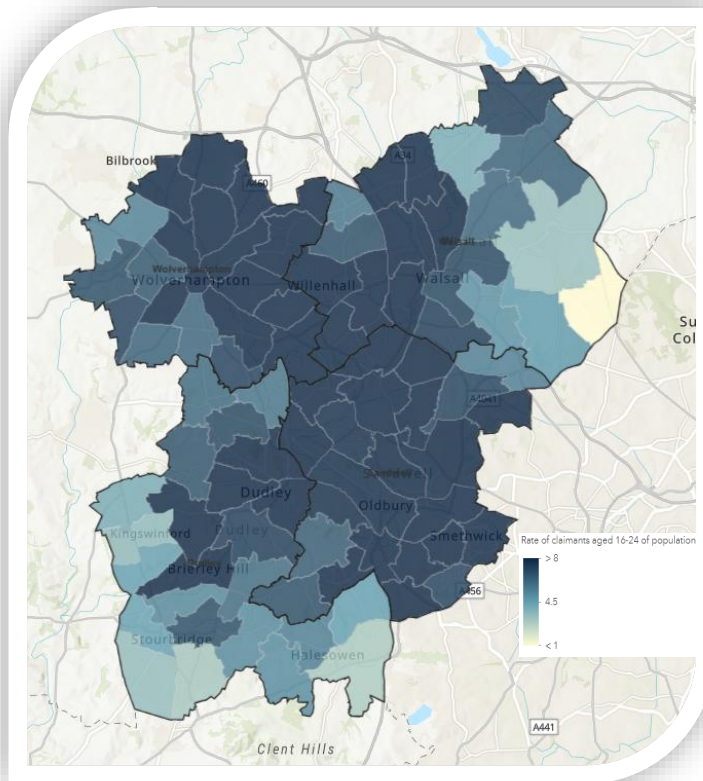


- Out of the 24 wards within Dudley, 14 were above the UK average of 3.1%.
- The wards with the highest number of claimants as a percentage of residents aged 16 years and over were St Thomas's at 8.0%, followed by St James's at 5.9% and Castle & Priory at 5.8%

<sup>2</sup> Office for National Statistics (ONS) / Department for Work and Pensions (DWP), claimant counts, released July 2025 (please note figures are provisional).

## Dudley Youth Claimants

Dudley had 1,855 youth claimants in June 2025, an increase of 10 (+0.5%) since May 2025. When compared to June 2024, the number of youth claimants increased by 115 (+6.6%).



Dudley Wards	Number	Rate
Amblecote	40	3.2%
Belle Vale	90	6.2%
Brierley Hill	120	7.6%
Brockmoor and Pensnett	105	8.1%
Castle and Priory	165	9.7%
Coseley East	85	7.1%
Cradley and Wollescote	75	5.5%
Gornal	70	6.0%
Halesowen North	50	4.1%
Halesowen South	20	1.9%
Hayley Green and Cradley South	45	4.2%
Kingswinford North and Wall Heath	30	3.1%
Kingswinford South	35	3.1%
Lye and Stourbridge North	85	6.3%
Netherton, Woodside and St Andrews	135	7.4%
Norton	35	3.4%
Pedmore and Stourbridge East	30	3.0%
Quarry Bank and Dudley Wood	75	5.7%
St James's	130	7.8%
St Thomas's	175	9.9%
Sedgley	55	5.2%
Upper Gornal and Woodsetton	95	7.1%
Wollaston and Stourbridge Town	55	4.4%
Wordsley	45	4.0%

- Challenges remain with youth claimants as 15 out of 24 wards in Dudley were above the UK average of 4.3% in June 2025.
- The wards with the highest number of claimants as a percentage of residents aged 16-24 were St Thomas's at 9.9%, Castle & Priory at 9.7% and Brockmoor & Pensnett at 8.1%.